

Directions for Use

1. Print and cut apart the following cards. Laminate for durability.
2. Use the cards to play:
 - a) a matching game where you try to match the picture and the words
 - b) a sequencing game where you use the pictures or the words to try to put the events of Holy Week in chronological order.



Created by Sara Jonckheere ©2017

Jesus enters
Jerusalem
on palm
Sunday.

Created by Sara Jonckheere ©2017



Jesus
teaches in
Jerusalem.


Created by Sara Jonckheere ©2017



Created by Sara Jonckheere ©2017


Jesus
washes the
feet of his
disciples.

Created by Sara Jonckheere ©2017



Jesus eats
bread and drinks
wine with his
disciples at the
Last Supper.

Created by Sara Jonckheere ©2017



Created by Sara Jonckheere ©2017

Jesus prays
in the garden
of
Gethsemane.

Created by Sara Jonckheere ©2017



Jesus is arrested
and taken to
Pontius Pilate.


Created by Sara Jonckheere ©2017



Created by Sara Jonckheere ©2017


Jesus is
sentenced to
death and
carries his
cross.

Created by Sara Jonckheere ©2017



Jesus falls while
carrying his
cross.


Created by Sara Jonckheere ©2017



Created by Sara Jonckheere ©2017

Simon helps
carry the
cross for
Jesus.

Created by Sara Jonckheere ©2017



Jesus is
crucified at
Golgotha.


Created by Sara Jonckheere ©2017



Created by Sara Jonckheere ©2017

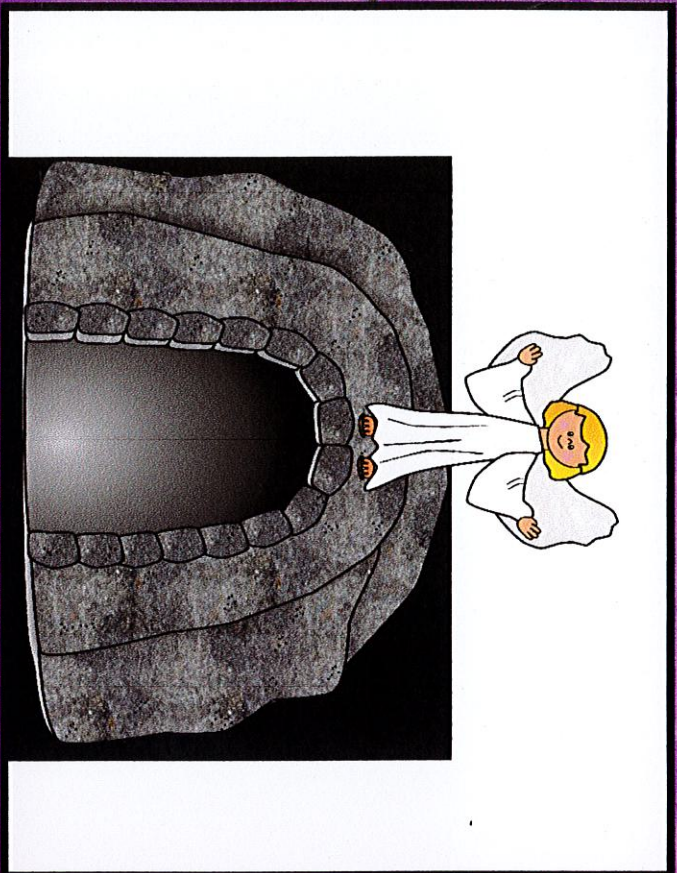
Jesus dies on
the cross.

Created by Sara Jonckheere ©2017



Jesus is taken
down from the
cross and placed
in a tomb.


Created by Sara Jonckheere ©2017



Created by Sara Jonckheere ©2017

The tomb is
empty.

Created by Sara Jonckheere ©2017



Jesus is risen
from the dead.

Created by Sara Jonckheere ©2017